




**ESCORTS FINANCE LIMITED**  
 Regd. Office : SCO-198-200, Second Floor, Sector-34A, Chandigarh-160022 CIN : L65910CH1987PLC033652  
**STATEMENT OF STANDALONE UNAUDITED FINANCIAL RESULTS**  
 FOR THE QUARTER ENDED JUNE 30, 2015

| (Rs.in Lacs)  |   |   |                          |   |                     |
|---|---|---|--------------------------|---|---------------------|
| Sl. No.   | Particulars   | 3 Months ended  | Preceding 3 Months ended | Corresponding 3 Months ended in the Previous Year | Previous Year ended |
|   |   | 30/06/2015  | 31/03/2015               | 30/06/2014  | 31/03/2015          |
|   |   | (Reviewed)  | (Audited)                | (Reviewed)  | (Audited)           |
| <b>PART I:</b>  |   |   |                          |   |                     |
| 1   | <b>Income from Operations</b>   |   |                          |   |                     |
|   | a. Income from Operations   | 18.62   | 6.95                     | 20.14   | 43.21               |
|   | b. Other Operating Income   | 18.62   | 6.95                     | 20.14   | 43.21               |
|   | <b>Total Income from Operations (Net)</b>   |   |                          |   |                     |
| 2   | <b>Expenses</b>   | 2.52  | 2.37                     | 1.86  | 10.42               |
|   | a. Employee Benefits Expenses   | -   | -                        | 0.02  | 0.07                |
|   | b. Depreciation and Amortisation Expenses   | 7.22  | 9.51                     | 7.49  | 41.39               |
|   | c. Other Expenses   | 9.74  | 11.88                    | 9.37  | 51.88               |
|   | <b>Total Expenses</b>   | <b>8.89</b>   | <b>(4.93)</b>            | <b>10.77</b>                                      | <b>(8.67)</b>       |
| 3   | <b>Profit/(Loss) from Operations before Other Income, Finance Costs and Exceptional Items (1-2)</b>                                 |   |                          |   |                     |
| 4   | Other Income  | 8.89  | (4.93)                   | 10.77   | (8.67)              |
| 5   | <b>Profit/(Loss) from Ordinary Activities before Finance Costs &amp; Exceptional Items (3+4)</b>                                    | 0.00  | -                        | -   | 0.01                |
| 6   | Finance Costs   | 8.88  | (4.93)                   | 10.77   | (8.68)              |
| 7   | <b>Profit/(Loss) from Ordinary Activities after Finance Costs but before Exceptional Items (5-6)</b>                                |   |                          |   |                     |
| 8   | Exceptional Items   | 8.88  | (4.93)                   | 10.77   | (8.68)              |
| 9   | <b>Profit/(Loss) from Ordinary Activities before Tax (7+8)</b>  |   |                          |   |                     |
| 10  | Tax Expense *   | 8.88  | (4.93)                   | 10.77   | (8.68)              |
| 11  | <b>Net Profit/(Loss) from Ordinary Activities after Tax (9-10)</b>  |   |                          |   |                     |
| 12  | Extraordinary Items   | 8.88  | (4.93)                   | 10.77   | (8.68)              |
| 13  | <b>Net Profit/(Loss) for the period (11-12)</b>   | 4,017.25  | 4,017.25                 | 4,017.25  | 4,017.25            |
| 14  | Paid-up Equity Share Capital (Face value of Rs.10 each)   | -   | -                        | -   | (21,768.29)         |
| 15  | Reserves excluding Revaluation Reserves as per Balance Sheet of previous accounting year  | -   | -                        | -   | -                   |
| 16  | Earnings Per Share (before and after Extraordinary Items) of Rs. 10/- each for the period Basic & Diluted (in Rs.) (not annualised) | 0.02  | (0.01)                   | 0.03  | (0.02)              |
| <b>PART II : Select Information for the Quarter ended 30/06/2015</b>  |   |   |                          |   |                     |
| <b>A</b>  | <b>PARTICULARS OF SHAREHOLDING</b>  |   |                          |   |                     |
| 1   | Public shareholding   | 12246822  | 12246822                 | 12246822  | 12246822            |
|   | -Number of Shares   | 30.43   | 30.43                    | 30.43   | 30.43               |
|   | -Percentage of Shareholding (%)   | -   | -                        | -   | -                   |
| 2   | Promoters and Promoter group Shareholding   | -   | -                        | -   | -                   |
| a)  | Pledged/ Encumbered   | -   | -                        | -   | -                   |
|   | -Number of Shares   | -   | -                        | -   | -                   |
|   | -Percentage of shares (as a % of the total shareholding of promoter and promoter group)   | -   | -                        | -   | -                   |
|   | -Percentage of shares (as a % of the total share capital of the company)  | -   | -                        | -   | -                   |
| b)  | Non -Encumbered   | 28003178  | 28003178                 | 28003178  | 28003178            |
|   | -Number of Shares   | 100.00  | 100.00                   | 100.00  | 100.00              |
|   | -Percentage of shares (as a % of the total shareholding of promoter and promoter group)   | 69.57   | 69.57                    | 69.57   | 69.57               |
|   | -Percentage of shares (as a % of the total share capital of the company)  | -   | -                        | -   | -                   |
| <b>3 Months ended 30/06/2015</b>  |   |   |                          |   |                     |
| <b>B</b>  | <b>INVESTOR COMPLAINTS</b>  |   |                          |   |                     |
|   | Pending at the beginning of the quarter   |   |                          |   | 0                   |
|   | Received during the quarter   |   |                          |   | 1                   |
|   | Disposed of during the quarter  |   |                          |   | 1                   |
|   | Remaining unresolved at the end of the quarter  |   |                          |   | 0                   |
| <b>Notes:-</b>  |   |   |                          |   |                     |
| 1 The above results were reviewed and recommended by the Audit committee and approved and taken on record by the Board of Directors in their meeting held on August 13, 2015.   |   |   |                          |   |                     |
| 2 The Company has a single reportable segment namely financial services for the purpose of Accounting Standard 17.  |   |   |                          |   |                     |
| 3 Deferred Tax Asset has not been recognised in the accounts as there is no virtual certainty of future taxable income.   |   |   |                          |   |                     |
| 4 Pursuant to the Order of The Hon'ble High Court of Delhi dated March 4, 2011, an amount of Rs.12.62 lacs has been paid to the FD Holders during the quarter ended June 30, 2015. As on the said date, the unclaimed /unpaid fixed deposit liability is Rs.1344.78 lacs which is pending to be deposited in Investor Education & Protection Fund.  |   |   |                          |   |                     |
| 5 The comments of the Statutory Auditors in their Audit Report for the year ended March 31, 2015 and management replies in respect of major items wherever considered necessary are given below-  |   |   |                          |   |                     |
| a) Non-maintenance of investments in Government Securities and non-maintenance of minimum capital adequacy ratio in terms of RBI requirements.  |   |   |                          |   |                     |
| -Maintenance of liquid assets is not required in view of substantial liquidation of fixed deposits liability & arrangements made for liquidation of remaining amount of unclaimed fixed deposits.   |   |   |                          |   |                     |
| -Due to acute financial constraints and substantial accumulated losses, the Company has not maintained the minimum capital adequacy ratio as per RBI requirement.   |   |   |                          |   |                     |
| b) Non-provision of preference dividend on cumulative preference shares.  |   |   |                          |   |                     |
| -In view of accumulated losses no provision has been made in the books of accounts for preference dividend on cumulative preference shares.   |   |   |                          |   |                     |
| c) Non-determination of Employees Terminal Benefits on Actuarial Basis as per AS 15   |   |   |                          |   |                     |
| -In view of lesser number of employees on rolls, the Company has made full provision for these benefits on actual basis   |   |   |                          |   |                     |
| 6 The Company is presently engaged in recovery of delinquent loan assets and settlement of old legal cases filed by/against the Company. Application made to RBI for de-registration as NBFC is pending, however, certificate of registration has been surrendered. Pending completion of deregistration formalities and recovery of loan assets, the possibilities of venturing into newer business areas shall be examined subsequently |   |   |                          |   |                     |
| 7 Figures for the previous periods have been re-grouped/ rearranged/ restated wherever necessary to make them comparable with those of the current period.  |   |   |                          |   |                     |
| For N.M. Raiji & Co.<br>Chartered Accountants<br>Firm Regn. No.108296W  |   | By Order of the Board<br>of Escorts Finance Limited                                   |                          |   |                     |
| <b>S.N. Shivakumar</b>  |   |  |                          |   |                     |
| CA S.N.Shivakumar<br>Partner<br>Membership No. 088113   |   | Inder Mohan Sakhija<br>Chairman   |                          |   |                     |
| Place: Faridabad<br>Date: August 13, 2015   |   |   |                          |   |                     |
|    |   |   |                          |   |                     |